







Disadvantaged Census Tracts with or without TIP Transit Program Projects (FY2014-2017)

-  Transit Program Project
-  Census Tract Boundary (381)*
- Tracts with 1 - 4 Degrees of Disadvantage**
-  Have a TIP Project (27)
-  Without a TIP Project (218)
- Tracts with 5 - 7 Degrees of Disadvantage**
-  Have a TIP Project (24)
-  Without a TIP Project (31)

* (###) indicates number of census tracts
81 tracts with 0 Degree of Disadvantage.

